


www.atech.vision



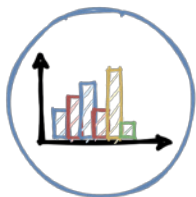
AI-DASH

Your data just a click away



 **A.I. Tech**
The Vision of the future. Now.



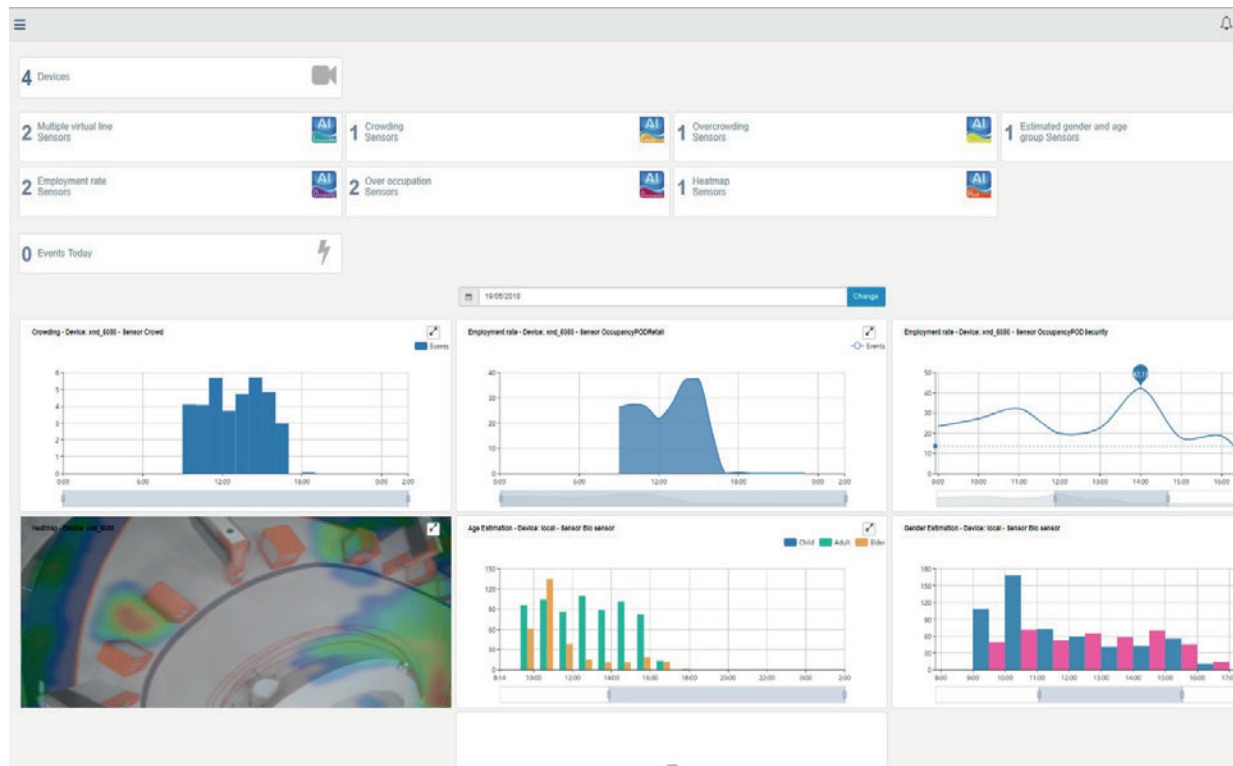


AI-DASH

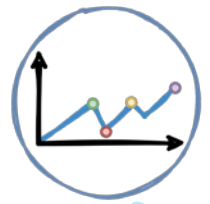
AI-DASH is the web dashboard realized by **A.I. Tech**. It allows you to have all the data collected from heterogeneous sensors, like cameras running **A.I. Tech** video analytics as well as third-party IoT sensors (temperature, air quality and so on) capable of sending data through standard protocols or POS systems, just a click away thanks to a simple, intuitive, user-friendly and customizable web interface.

In addition to **AI-DASH**, **AI-DASH-PRO**, an enterprise version, is also available,

AI-DASH is designed to meet the needs of small installations, while **AI-DASH-PRO** adds advanced features for large installations having devices and cameras distributed over different physical places.

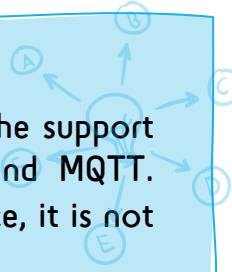


AI-DASH



COLLECT

AI-DASH can collect events from IoT devices thanks to the support to standard communication protocols such as HTTP and MQTT. Therefore, AI-DASH allows to receive data from any device, it is not limited to A.I. Tech video analytics applications.



AGGREGATE

AI-DASH allows to define aggregation rules among the data collected from different devices and show them as they had been generated by a single device. For instance, if more cameras are installed in the same room, it is possible to aggregate the data sent by each camera and show the overall average number of people in single chart.



VISUALIZE

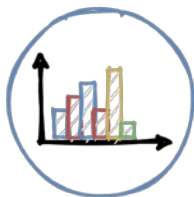
AI-DASH allows to visualize the data collected choosing from different kind of charts, tables and maps. The systems will not limit the user on predefined views, but he will be able to choose which kind of data visualize and how.



SUPPORT

AI-DASH supports human operators providing them all the information required to take the best possible decision thanks to easiness in accessing, managing and processing the data collected.





AI-DASH VERTICALS

Customize **AI-DASH** through the verticals by adding new capabilities designed for specific application domains.



SMART SURVEILLANCE

Add a user interface designed to visualize and manage alarms turning AI-DASH into an *Event Management System*.

SMART ROOM

An easy and user-friendly tool to effectively manage shared working spaces like classrooms, museums, stores and so on.



SMART PARKING

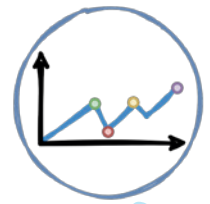
Designed to simplify the management and monitoring of parking areas through access lists, chats, maps and usage statistics of spots and areas.

SMART STATIONS

This vertical allows AI-DASH to be an effective tool to manage railway, maritime or bus stations thanks to map and table showing the estimated number of people on platforms, stops and waiting areas in real-time.



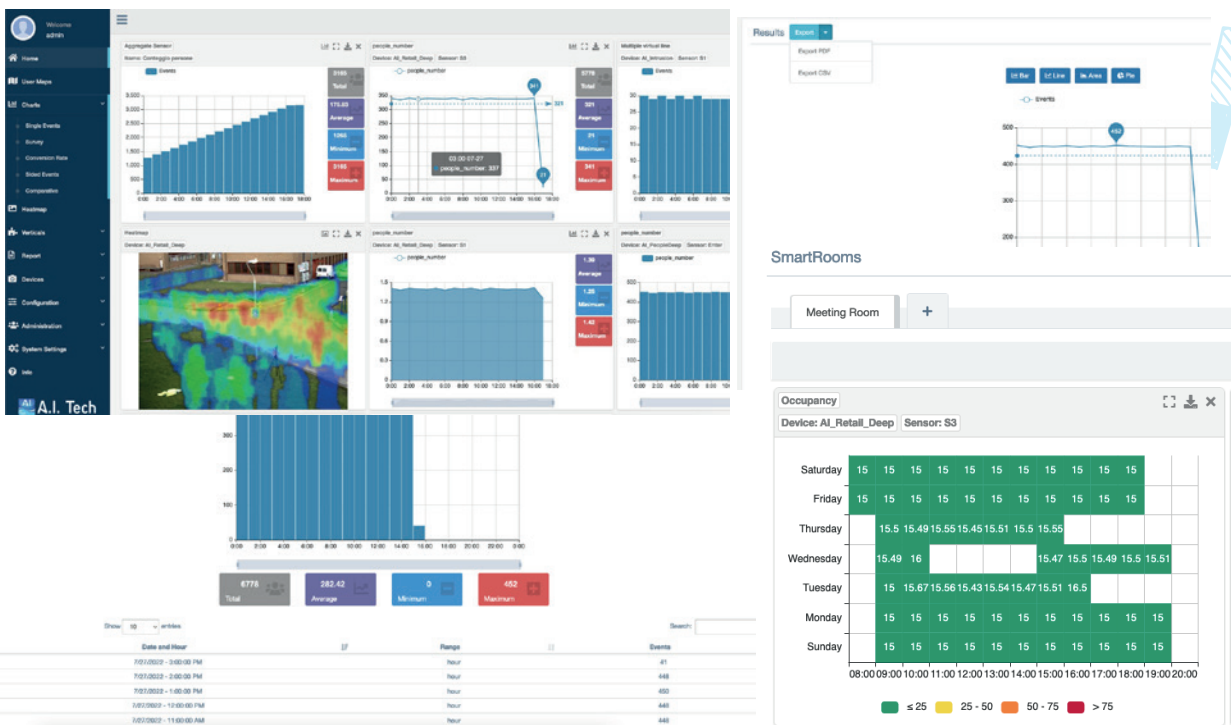
AI-DASH

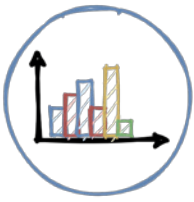


AI-DASH allows to collect and aggregate data from different devices, export data in CSV and manage multiple user accounts with different data access roles. The data collected can be shown as charts and tables.

In this version it is possible to customize the home page, aggregate data collected from multiple cameras, export the data in all the supported formats and send alarms and events to third-party systems like Video Management Systems [VMS].

AI-DASH also includes the verticals *SMART SURVEILLANCE* and *SMART ROOM*.





AI-DASH

Multi-user architecture with 3 different roles

Showing data as charts and tables

Show images related to events sent by the analytics apps


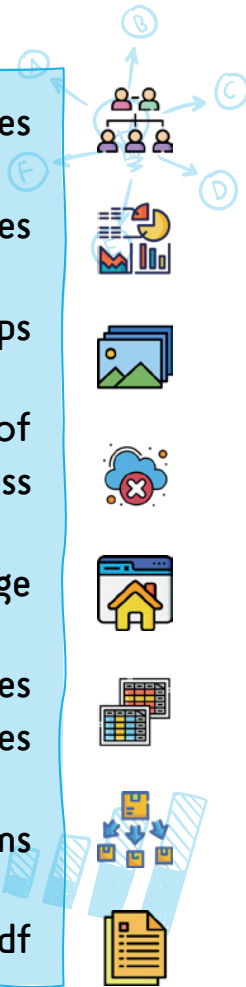
Real-time notifications, through email and popup, in case of device connection loss

Customizable user home page

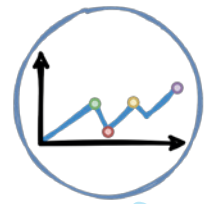
Showing aggregated data and counters from multiples devices as charts and tables

Notifications to third-party systems

Data export in csv/jpeg/pdf



AI-DASH-PRO



AI-DASH-PRO extends the functionalities of **AI-DASH** by allowing to integrate, aggregate and compare data collected from different installations such as multiple stores.

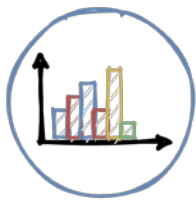
It is also possible to get data from weather services and use them as additional information in charts, or add calendar notes related to events and holidays.

Moreover, advanced views are enabled with **AI-DASH-PRO**, like heatmaps to monitor which are areas or shelves where customers stay for most of the time.

Finally, this version allows to synchronize data from devices in case of temporary connection loss, visualize the devices on a map, produce daily or weekly customizable reports that are sent by email or exploiting the OpenAPI over HTTP to interface third-party system to **AI-DASH**.

The *ENTERPRISE* version includes the verticals *SMART PARKING* and *SMART STATION*.





AI-DASH-PRO

Integration with on-line weather services

Conversion rate through the integration with payment systems like POS

Comparing different devices and stores

Comparing data over different time intervals

Heatmaps


Adding calendar notes to the charts

OpenAPI over HTTP to integrate third-party services and systems

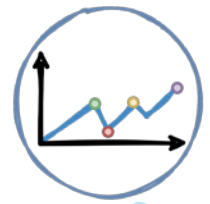
Automatic periodic reports in PDF with charts, table and images

Resyncing data collected by the analytics apps during temporary device connection losses

Visualizing devices on a map



AI-DASH USE CASE: SECURITY

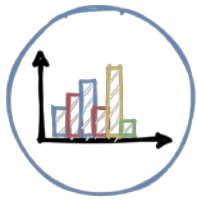


Ensuring the security of people and places is a challenging task, especially when it required to monitor many views and environments or to analyze complex scenarios such as cities, stations, airports and open spaces.

Being an *Event Management System*, **AI-DASH** can be a useful tool to collect the alarms fired by several devices and video analytics applications designed for security, like **AI-INTRUSION**, with the purpose of store, process, visualize and notify the alarms through different ways, such as sending an e-mail or showing visual notifications [e.g. popups]. Moreover, it is possible to collect and visualize the images sent together with an alarm or filtering the unmanaged alarms.

AI-DASH is not limited to intrusion detection, but it can be applied on different application scenarios, for instance it is possible to manage alarms notified by analytics like **AI-FIRE** or **AI-SMOKE** designed to prevent fires in both indoor and outdoor environments.

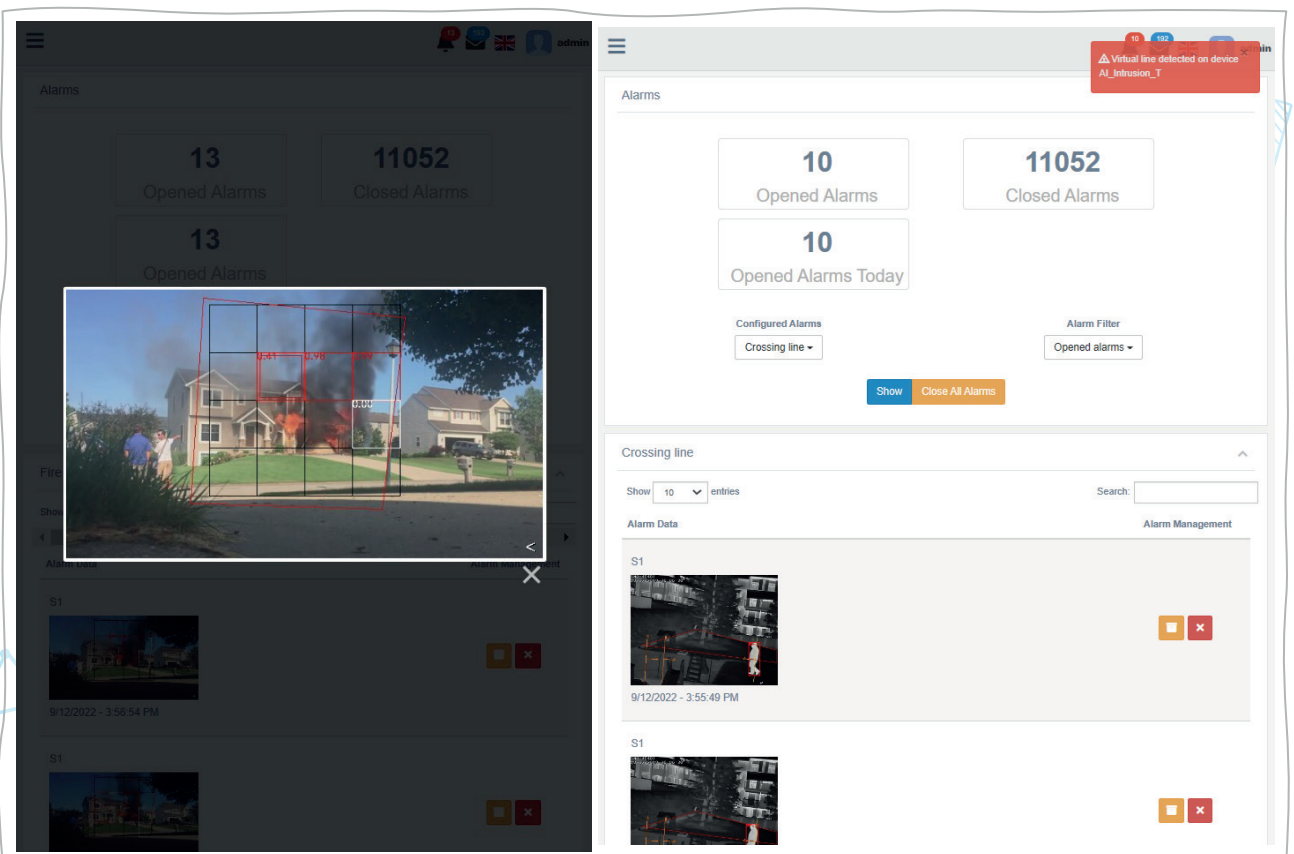




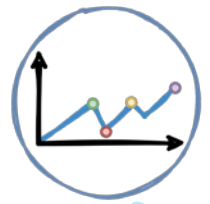
AI-DASH USE CASE: SECURITY

In many application contexts related to security, alarms can be dependent by situations that may happen in different environments monitored through multiple cameras or be the result of a sequence of situations interests; for instance, the crossing of a virtual tripwire [AI-INTRUSION] detected on a scene framed by a camera and the successive violation of a sterile zone [AI-INTRUSION] notified by another camera monitoring a different area of the same environment.

To manage such scenarios, **AI-DASH** allows to configure alarm rules that are related to sequence of alarms coming from different sources.

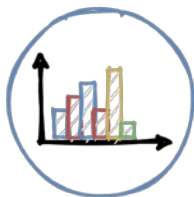


AI-DASH USE CASE: RETAIL



AI-DASH is an effective instrument for marketing able to integrate and combine data collected from retail video analytics solutions, like **AI-BIO** and **AI-RETAIL-DEEP**, so as to shape customers of malls, shops and markets and their preferences. What you can't measure, cannot be improved.

For instance, **AI-DASH** allows to estimate the number of people in a shop and analyzing how it changes over the time by combining the information collected by analytics application for people counting (**AI-PEOPLE-DEEP** or **AI-RETAIL-DEEP**). If needed it is possible to estimate how much crowd is an environment to avoid dangerous situations related to overcrowd, showing to the customers how many people are inside a shop and ask to wait before entering or raising an alarm in case the maximum number of people allowed in room has been exceeded.




AI-DASH USE CASE: RETAIL

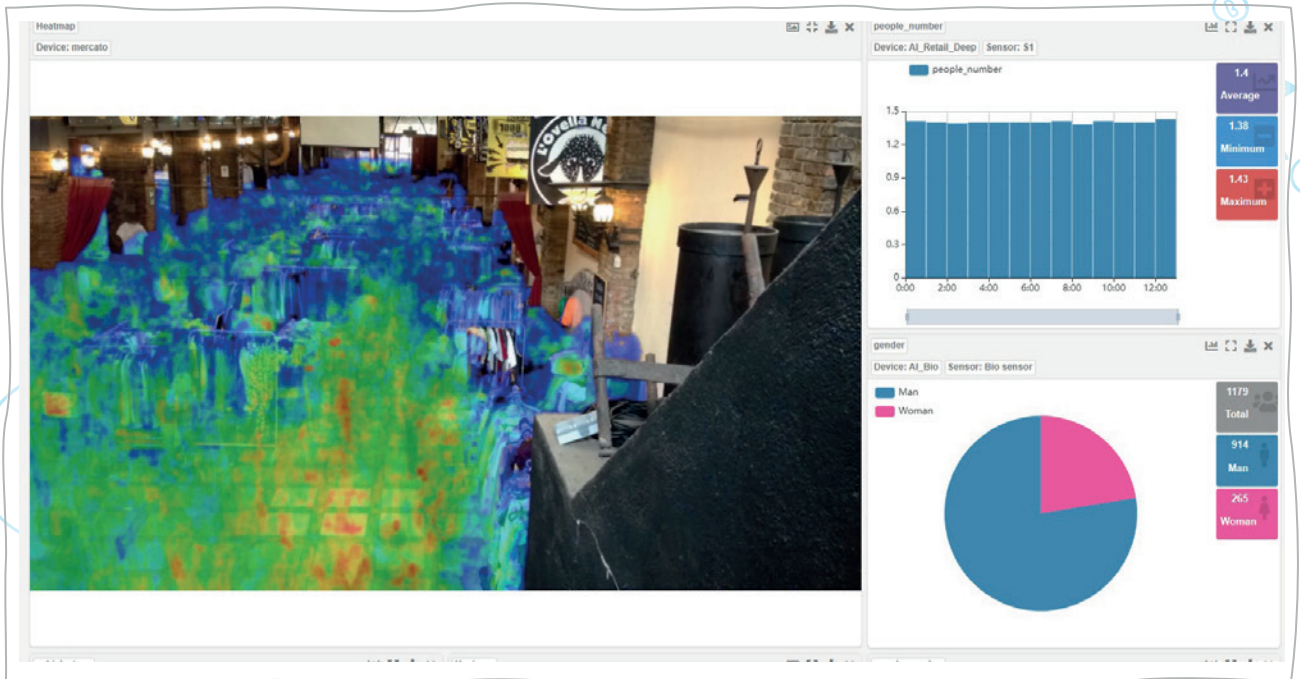
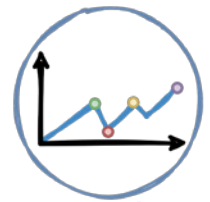
AI-DASH allows to aggregate the data collected from different devices and show it in all the supported ways as tables and charts; moreover, it is possible to add data coming from POS devices and weather services or calendar events.

This latter functionality can be very useful for sales managers who have the need to manage different shops, compare their affluence and incomes, evaluate the effect of launching new products or compare sales campaign over different years.

Using **AI-DASH** together with the *AI-BIO*, it is possible to get non only the number of people visiting a shop but to collect more information about your customers and understand their satisfaction though emotion analysis.



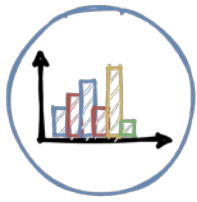
AI-DASH USE CASE: RETAIL



Collecting the dwell time of people with **AI-RETAIL-DEEP**, it is possible to highlight areas of the shop that mostly attract your customers. Furthermore, the heatmap can help to enrich the analysis with additional information and representations

For instance, this information can be exploited to evaluate the area of a shop where people stay for most of the time and organize the layout in order to increase the interest on specific products.





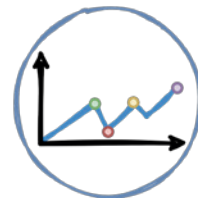
AI-DASH USE CASE: SMART CITY



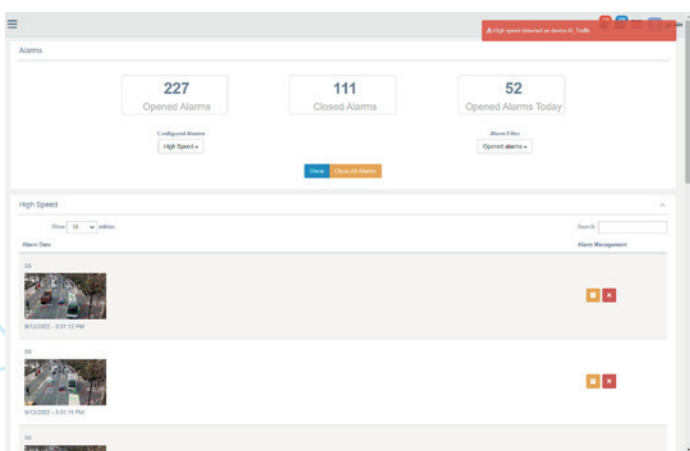
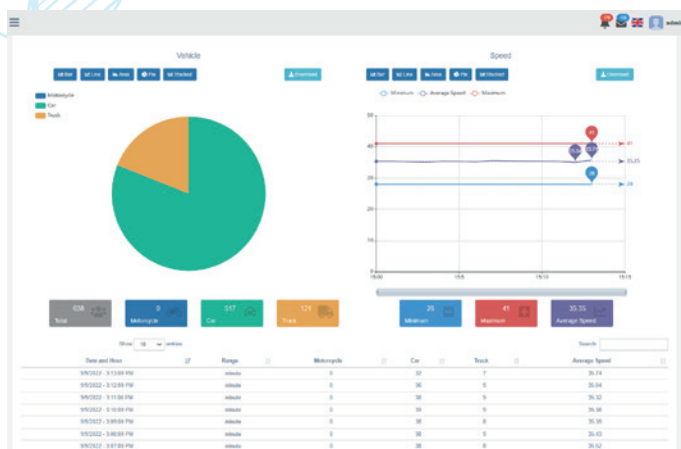
AI-DASH can help public administration, to exploit artificial intelligence to improve the management of cities and the services provided to the citizens thanks to solution able to provide a coherent, complete and immediate overview of all the information collected from cameras and devices installed over a city.

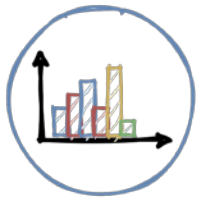
Managing a city requires to handle server different problems like security of public spaces and citizens, power efficiency of public services, parking areas, traffic and vehicular flows. All the data needed can be extracted by using A.I. Tech video analytics solutions [AI-TRAFFIC, AI-PARKING, AI-CROWD-DEEP, AI-FIRE, AI-SMOKE and so on] and collected by AI-DASH to provide an intuitive e user-friendly interface.

AI-DASH USE CASE: SMART CITY



One of the most relevant aspects of city management is vehicular flows; to this purpose AI-DASH allows to collect the data coming from video analytics applications [AI-TRAFFIC] used to process video streams retrieved from the cameras installed on different places in the city and provides the functionalities to aggregate and effectively visualize the information needed to prevent traffic jams and incidents or to optimize road traffic and reduce pollution.





AI-DASH USE CASE: SMART CITY



Since cities are made for people AI-DASH is not limited to provide tools for vehicle management, but citizens' safety and public space and street security can also be accomplished with it.

There exists, indeed, several problems that could be important to detect, monitor and handle with AI-DASH. For instance, fires in public spaces and parks, street floodings, incidents, vehicles traversing restricted traffic zones or red-light violations in intersections.

In addition, AI-DASH can be used to help the management of overcrowded areas thus prevent issues for the people, or to rise alarms related to abnormal behaviors like people entering in restricted areas, waiting for long in the same place or loitering.